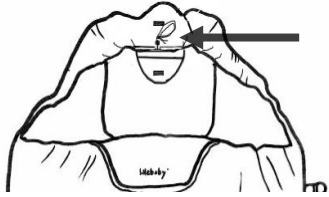


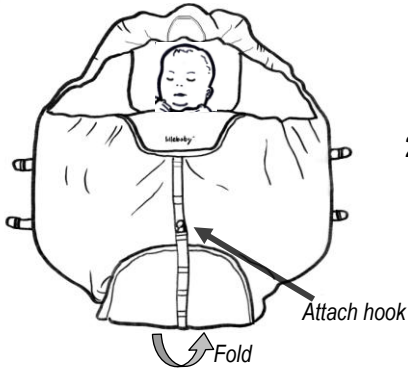
EuroTote as a Moses Carrier *with Warming Top*

When using the **warming top**, the side flaps and bottom flap should be folded **over** the child to provide maximum warmth.



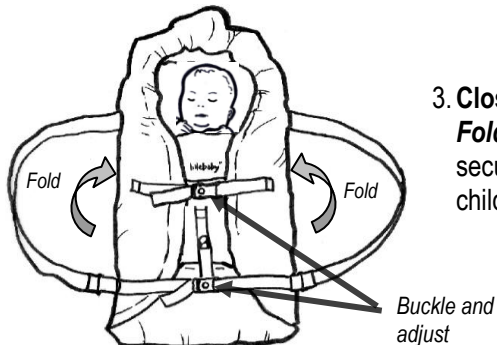
1. Make a "Cocoon"

Place EuroTote on a flat surface. Tighten hood string to the shortest length with the string-clip and tie a knot to shorten and secure string. Tuck string into string pocket and close with Velcro.



2. Fold and Attach Foot Flap

Place child inside carrier with face up. Close zippers. Fold the foot flap over child at child's length. Attach the hook to the strap on the **front** of the carrier.



3. Close up Sides

Fold the side flaps **over** child. Buckle and securely tighten the swaddle straps over child.



4. Lift and Carry

Securely buckle and evenly adjust carrying straps before lifting. Close the straps together with strap clasp. Support carrier with your hands and arms when carrying.

**ALWAYS CARRY CHILD
HORIZONTALLY WITH FACE UP.**